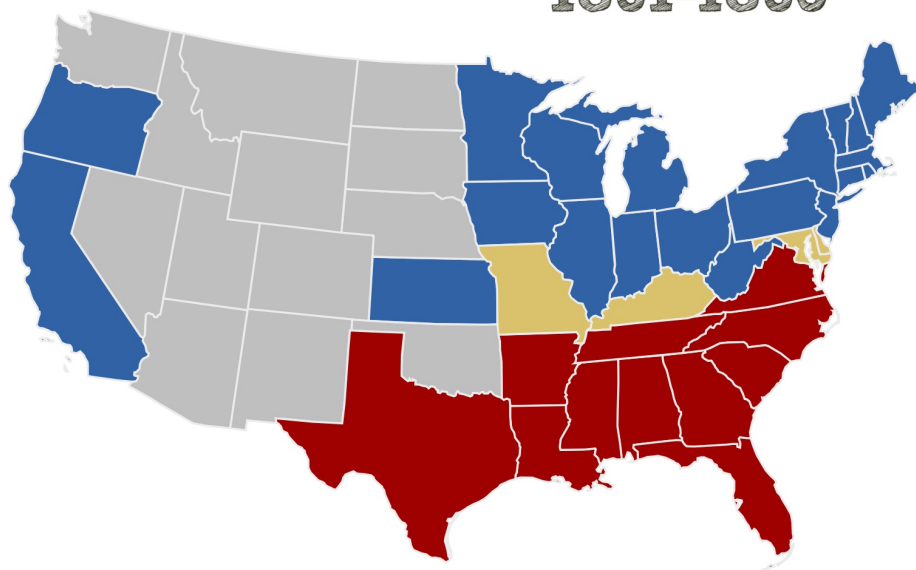


# Casualties and Costs of the Civil War

## 1861-1865



■ Union ■ Confederacy ■ Border State ■ Territory

**Did you know?**  
 Not all states in the Union were free.  
 Four border states allowed slavery, but did not secede from the Union as the Confederate states did.

## US Population in 1860

Note: Each figure represents 1%. The Union had 64 enslaved persons as of 1860.

**Union States: 19,127,948**



■ White (98.82%) ■ Enslaved African Americans (0%)  
 ■ Free African Americans (1.18%)

**Confederate States: 12,315,373**

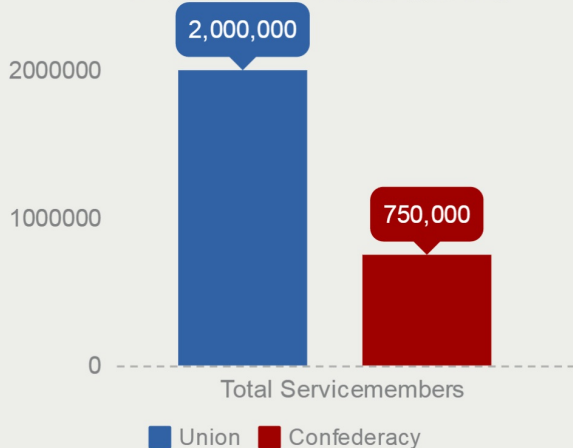


■ White (65.77%) ■ Enslaved African Americans (32.10%)  
 ■ Free African Americans (2.13%)

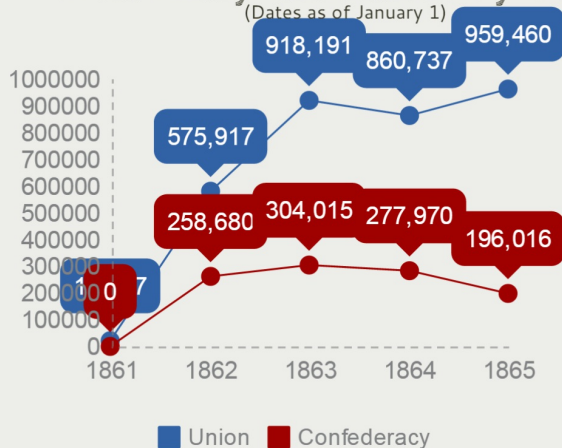
## Military Strengths

Note: Service numbers are accepted estimates.

**Total Servicemembers**



**Total Army Enlistment by Year**  
 (Dates as of January 1)



# Soldier Demographics



## Average Union Soldier

Age: 26  
 Height: 5'8"  
 Weight: 143.5 lbs  
 Enlistment: Volunteer  
 Profession: Farmer

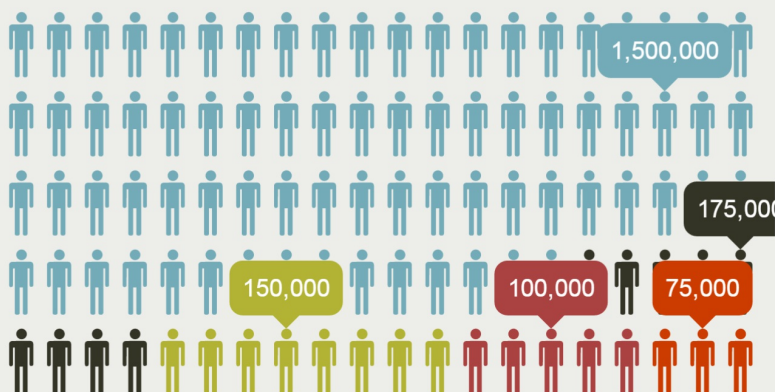


## Average Confederate Soldier

Much less is known about Confederate soldiers due to incomplete and lost records.

## Union Troops Nation of Origin

Note: Each figure represents 1%.



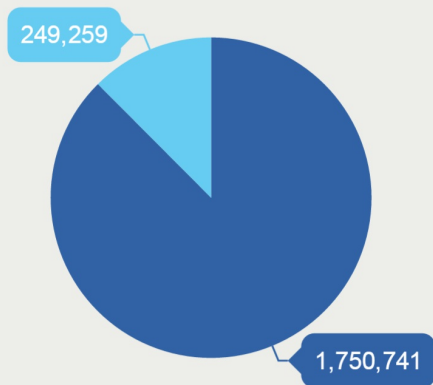
■ American Born (75%) ■ Germany (8.75%) ■ Ireland (7.50%)  
 ■ England and Colonies (5%) ■ Other (3.75%)

# Enlistment and Conscription

Note: Confederate numbers are estimated from incomplete records.

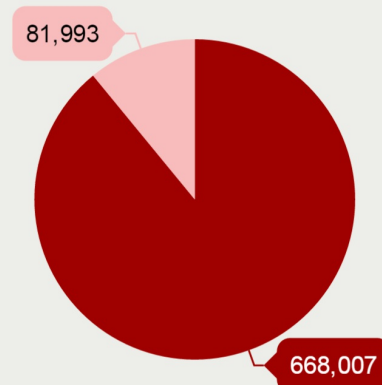
## Union

■ Volunteers 1,750,741  
 ■ Draftees 249,259



## Confederacy

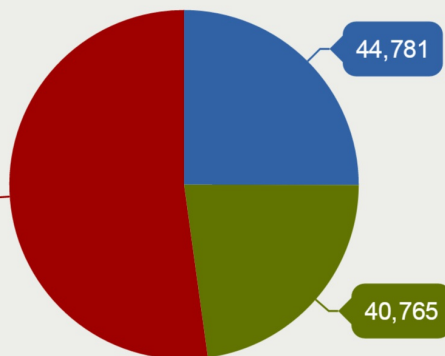
■ Volunteers 668,007  
 ■ Draftees 81,993



# African Americans at War

## African American Union Troops Region of Origin

■ Free States  
 ■ Border States  
 ■ Freed or Escaped Slaves from Confederate States



## Official Military Admittance of African American Soldiers\*

**Union** July 1862

**Confederacy** March 1865

## Union Soldier Monthly Salary

Note: Pay was equalized retroactively in June 1864.

**White** \$13/month

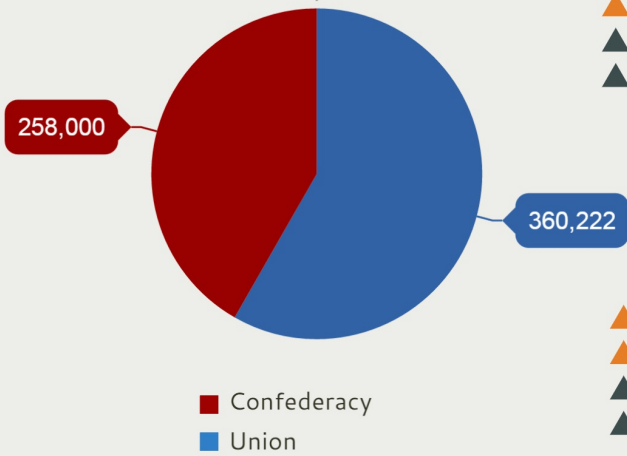
**African American** \$10/month

\*Before these dates, many free African Americans joined unofficial regiments. Enslaved African Americans were often brought to war as servants, or impressed into military service by their masters.

# Troop Fatalities

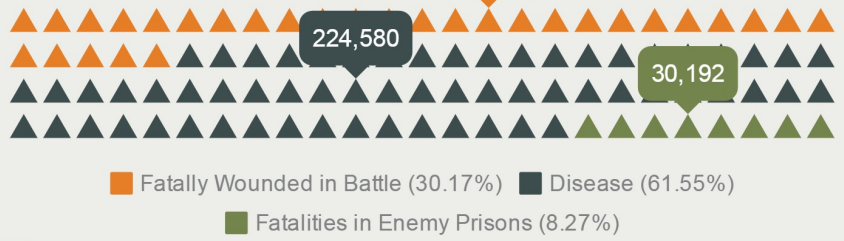
Note: Death totals are accepted estimates. Confederate numbers are estimated due to incomplete returns. Little is known about Confederate POWs.

## Total Estimated Deaths: 623,026



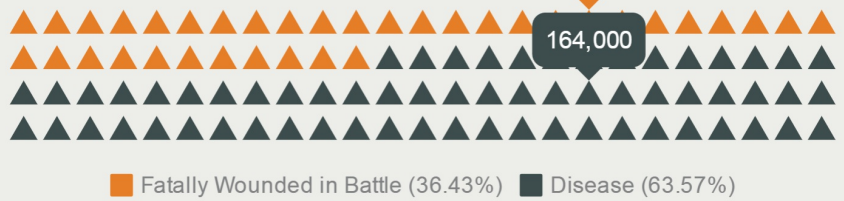
## Union Causes of Death

Note: Each figure represents 1%.



## Confederate Causes of Death

Note: Each figure represents 1%.




# American Wars: Side by Side

Note: "Battle deaths" do not include death by disease, capture, or other deaths.

## Total American Deaths in Battle

Revolutionary War	4,435
War of 1812	2,260
Indian Wars	1,000
Mexican War	1,733
Civil War	623,026
Spanish-American War	385
World War I	53,402
World War II	291,557
Korean War	33,739
Vietnam War	47,434
Persian Gulf War	148



## Total War Costs (Period Value)

Revolutionary War	101 million
War of 1812	90 million
Indian Wars	260 million
Mexican War	71 million
Civil War	4,183 million
Spanish-American War	283 million
World War I	20 billion
World War II	296 billion
Korean War	30 billion
Vietnam War	111 billion
Persian Gulf War	61 billion

## Sources

Department of Veterans Affairs. "America's Wars." Last modified April 2015. [http://www.va.gov/opa/publications/factsheets/fs\\_americas\\_wars.pdf](http://www.va.gov/opa/publications/factsheets/fs_americas_wars.pdf).

Long, E. B., and Barbara Long. *The Civil War Day by Day; an Almanac, 1861-1865*. Garden City, N.Y.: Doubleday, 1971.

Wagner, Margaret E., Gary W. Gallagher, and Paul Finkelman, eds. *The Library of Congress Civil War Desk Reference*. New York: Simon & Schuster, 2002.

Library of Congress. *African American Soldiers During the Civil War*. <http://www.loc.gov/teachers/classroommaterials/presentationsandactivities/presentations/timeline/civilwar/aasoldrs/>